


CAULDRON SERIES

| Geared Traction Machine |

CAULDRON[®]-250



Static Load (kg)
8200



Gear Ratio
1/58



Oil Capacity (Ltr)
25.0




Brake Voltage (DC)
110V



Weight of Machine (kg)
1290*

* Weight of machine is varies according to selection of sheave, Motor.



Geared Traction Machine

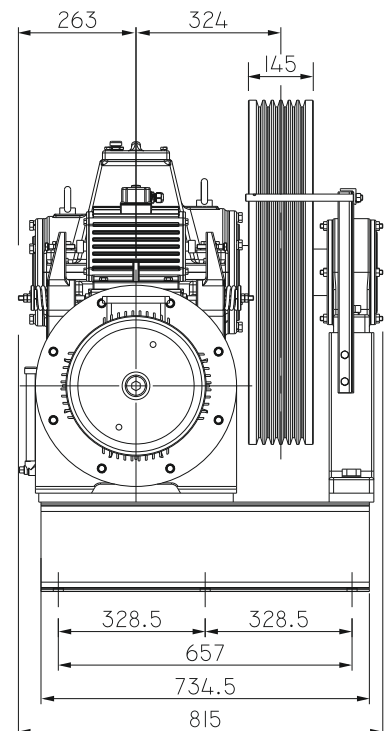
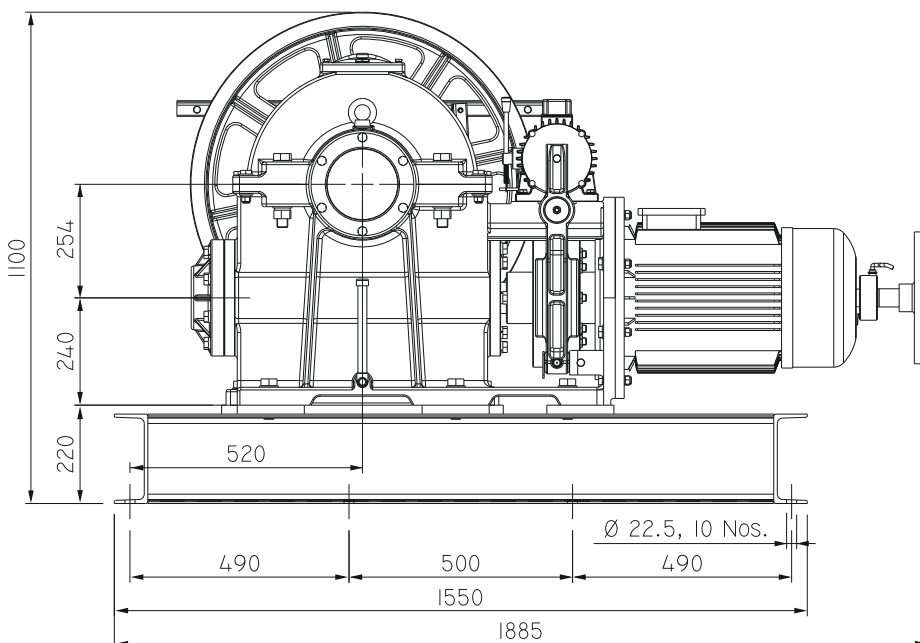


Listed loads don't include the rope's weight.
In order to know the net loads capacity, subtract rope's weight from the listed loads.

Position of the gearbox Up
Counter weight 50%
Plant efficiency 0.80

AC VVVF		400 V		50 Hz		Travelling : - 30 mtr				
Machine	Duty Load		Roping	Async. Speed	Ratio	Motor Detail		RPM	Rated Current	Sheave Specification
	Person	Kg		(m/sec)		(kw)	(HP)			(Async.)
CAL - 250	4000		2:1	0.32	1/58	18.5	25.0	970	37.5	Ø 770 X 16mm X 5 Grv.
				0.50	1/58	22.0	30.0	1440	43.0	Ø 770 X 16mm X 5 Grv.
	5000		2:1	0.32	1/58	22.0	30.0	960	44.0	Ø 770 X 16mm X 6 Grv.
				0.50	1/58	26.0	35.0	1440	49.5	Ø 770 X 16mm X 6 Grv.

Kindly contact us for various speed and load combination



(All dimensions are in mm)