


SEG SERIES

Gearless Traction Machine

SEG-35S



Voltage
400 V



Suspension
2:1



Brake
110 VDC




Max. Static Load
4000 Kg



Weight of Machine (kg)
220*

* Weight of machine is varies according to selection of sheave, Motor & Drive system.



Gearless Traction Machine

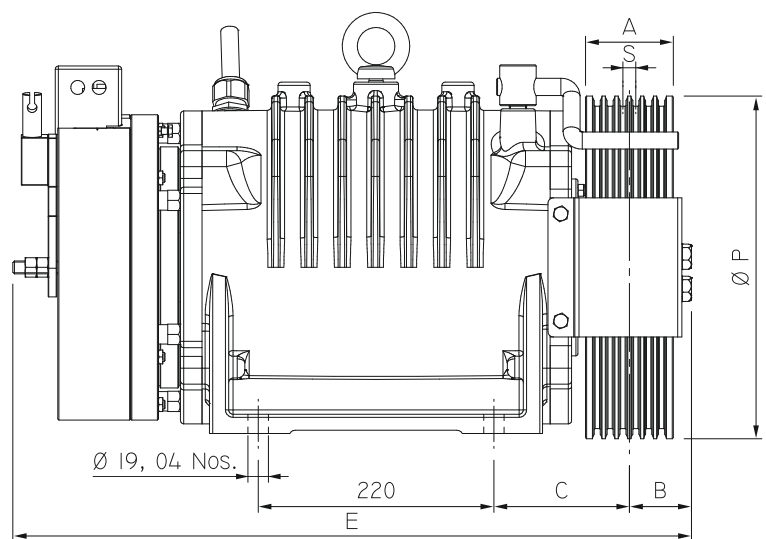
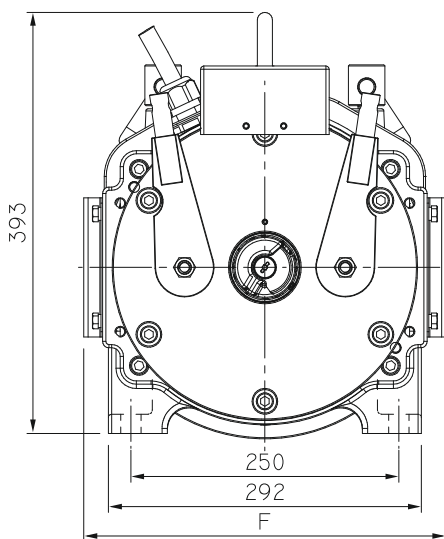
SEG-35S

Specification	Load (kg)	Lift Speed (m/s)	Height (m)	Sheave Dia (mm)	No. of Groove X Rope Dia	Current (A)	Toque (Nm)	Rated Speed (rpm)	Frequency (Hz)	Power (kW)	Pole	Rating	INS Class.	IP Code
S35S-16P1A0	1088	1.00	≤ 80	Ø240	10 X Ø6.5	17.5	440	159	26.5	7.4	20	S5 (40%)	F Class	IP-40
S35S-16P1A5		1.50			10 X Ø6.5	24.0	440	239	39.8	11.0				
S35S-16P1A75		1.75			10 X Ø6.5	27.0	440	279	46.4	12.9				
S35S-13P1B0	884	1.00	≤ 80	Ø320	6 X Ø8.0	16.0	490	119	19.9	6.0	20	S5 (40%)	F Class	IP-40
S35S-13P1B5		1.50			6 X Ø8.0	21.0	490	179	29.8	9.0				
S35S-13P1B75		1.75			7 X Ø8.0	24.0	490	209	34.8	10.6				
S35S-13P2B0		2.00			7 X Ø8.0	27.0	490	239	39.8	12.0				

Kindly contact us for various speed and load combination

ØP	A	B	C	N X ØD	E	F	S
Ø240	119	67.5	145	10 X Ø 6.5	665	324	11

ØP	A	B	C	N X ØD	E	F	S
Ø320	82	58	126.5	6 X Ø 8	635	338	12
Ø320	106	61	132.5	7 X Ø 8	638	338	12



(All dimensions are in mm)