




www.sharpengineers.com

FLAME PROOF GEARED Traction Machine

Quality That Inspires Trust



SHARPTM
ENGINEERS

More Than **42,000** Units Annual Production Capacity



31
Years
Journey to
Excellence

Company Profile

SHARP ENGINEERS, was established in 1994 in Ahmedabad (Gujarat) as a manufacturer of all kind of elevator traction machines for elevators. Sharp Engineers has an area of 81,000 sq. ft with their original asset of 200 employees and with the production capacity of more than 42;000 units per annum. We always so much focused on the constant process of research and development to satisfy the need and comfort of the market. SHARP ENGINEERS have more than 31 years of experience, we developed over the years a complete range of products, geared and gearless machines. Sharp Engineers have optimized the meaning of Quality, Customer Service, after sales service and all other aspects concerned with creating a world class brand.



Our Production entirely made in Ahmedabad, equipped with the most innovative and efficient technical-productive solutions. Automation, efficiency, high technology which guarantees the production and supply of quality products in less time, which meets the needs of extreme speed and flexibility of the elevator market. Sharp engineers believes to provide the customer - best lifting solution according to their technical specifications of the system, starting from the activity of commercial technical support and continue throughout the production process to the final testing, in-line delivery with best industry standards and after sales service. We are exporting our ranges of Geared, Gearless & their parts worldwide over the 20 countries since decades. We have numerous special versions and options which are available on request.



Mr. Babubhai J Patel



The perfectionist who ensures every detail is flawless, delivering quality and discipline with unmatched precision.

Managing Partner
SHARP ENGINEERS

Mr. Mukesh R. Patel




The strategist whose patience and vision strengthen global relationships and drive new opportunities for growth.

Managing Partner
SHARP ENGINEERS



GEARED TRACTION MACHINE

totus
Flame Proof



Static Load (kg)
3200



Duty Load (kg)
1000



Gear Ratio
1/37

Max. Allow Weight
Car + Car Frame
+ Operator
850 (kg)




Oil Capacity (Ltr)
3.5



Weight of Machine (kg)
448* (With Bed Plate)*

* Weight of machine is varies
according to selection of
sheave, Motor & Drive system.



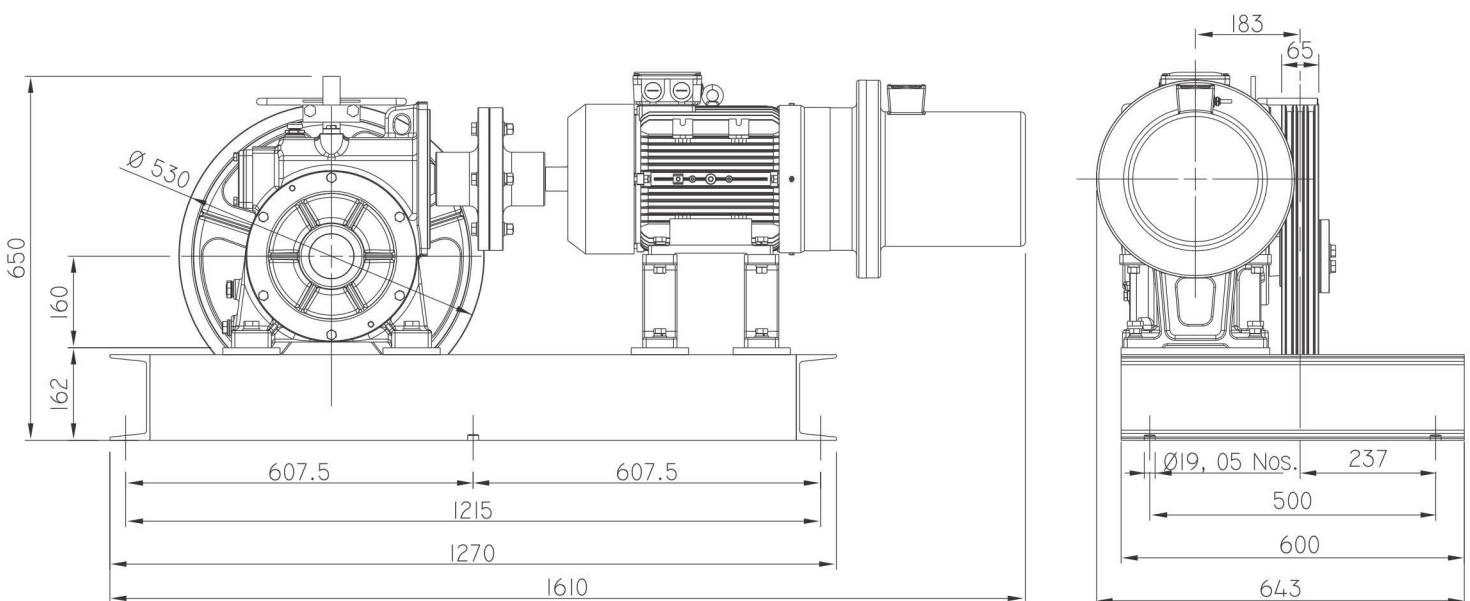
GEARED

TRACTION MACHINE

totus
Flame Proof

Roping 2:1 | Travelling : 15 mtr

Machine	Duty Load	Async. Speed	Gear Ratio	Motor Detail		RPM	Rated Current	Sheave Specification	Max. Allow Weight (Car + Car Frame + Operator)
	(Kg)	(m/sec)		(kw)	(HP)			Sheave Dia X Rope Dia X No. of Groove	(Kg)
TOTUS	1000	0.5	1/37	5.5	7.5	1440	12.0	Ø530 X 13mm X 3 Grv	850




(All dimensions are in mm)



GEARED TRACTION MACHINE

LIDER
Flame Proof



Static Load (kg)
3800



Duty Load (kg)
1500



Gear Ratio
1/49

Max. Allow Weight
Car + Car Frame
+ Operator
1000 (kg)




Oil Capacity (Ltr)
3.5



Weight of Machine (kg)
481* (With Bed Plate)*

* Weight of machine is varies
according to selection of
sheave, Motor & Drive system.



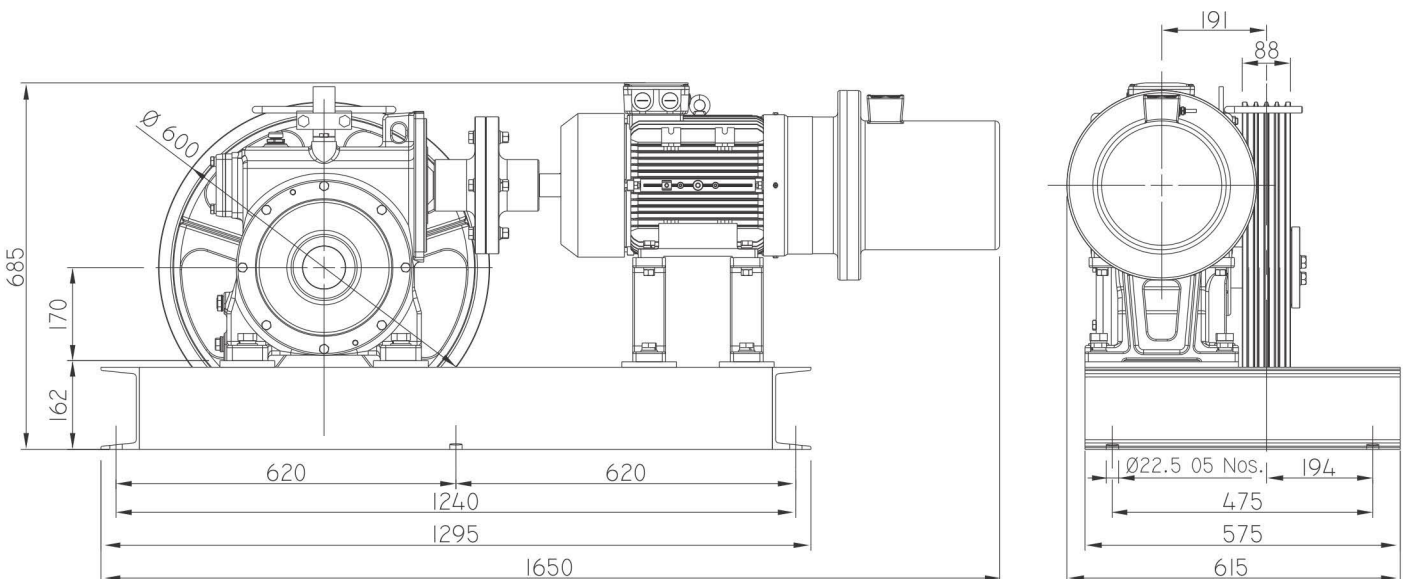
GEARED

TRACTION MACHINE

LIDER
Flame Proof

Roping 2:1 | Travelling : 15 mtr

Machine	Duty Load	Async. Speed	Gear Ratio	Motor Detail		RPM	Rated Current	Sheave Specification	Max. Allow Weight (Car + Car Frame + Operator)
	(Kg)	(m/sec)		(kw)	(HP)				(Async.)
LIDER	1500	0.5	1/49	7.5	10.0	1440	16.0	Ø600 X 13mm X 4 Grv	1000




(All dimensions are in mm)

Subject to change without any prior notice!



GEARED TRACTION MACHINE

Zorro
Flame Proof



Static Load (kg)
4200



Duty Load (kg)
2000



Gear Ratio
1/46

Max. Allow Weight
Car + Car Frame
+ Operator
1250 (kg)




Oil Capacity (Ltr)
5.0



Weight of Machine (kg)
660* (With Bed Plate)*

* Weight of machine is varies according to selection of sheave, Motor & Drive system.



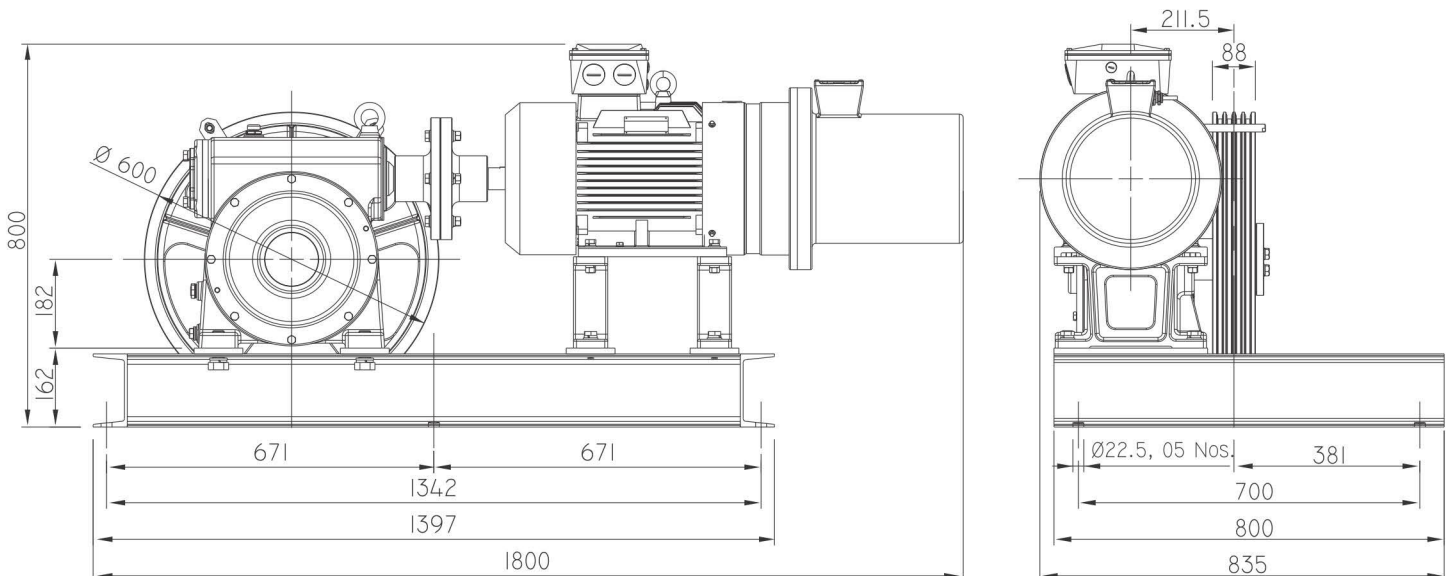
GEARED

TRACTION MACHINE

Zorro
Flame Proof

Roping 2:1 | Travelling : 15 mtr


Machine	Duty Load	Async. Speed	Gear Ratio	Motor Detail		RPM (Async.)	Rated Current (A)	Sheave Specification Sheave Dia X Rope Dia X No. of Groove	Max. Allow Weight (Car + Car Frame + Operator)
	(Kg)	(m/sec)		(kw)	(HP)				(Kg)
ZORRO	2000	0.5	1/46	11.0	15.0	1450	22.0	Ø600 X 13mm X 4 Grv	1250





GEARED TRACTION MACHINE

tusker
Flame Proof



Static Load (kg)
7000



Duty Load (kg)
3000



Gear Ratio
1/46

Max. Allow Weight
Car + Car Frame
+ Operator
2000 (kg)



Oil Capacity (Ltr)
10.0



Weight of Machine (kg)
750* (With Bed Plate)*

* Weight of machine is varies according to selection of sheave, Motor & Drive system.



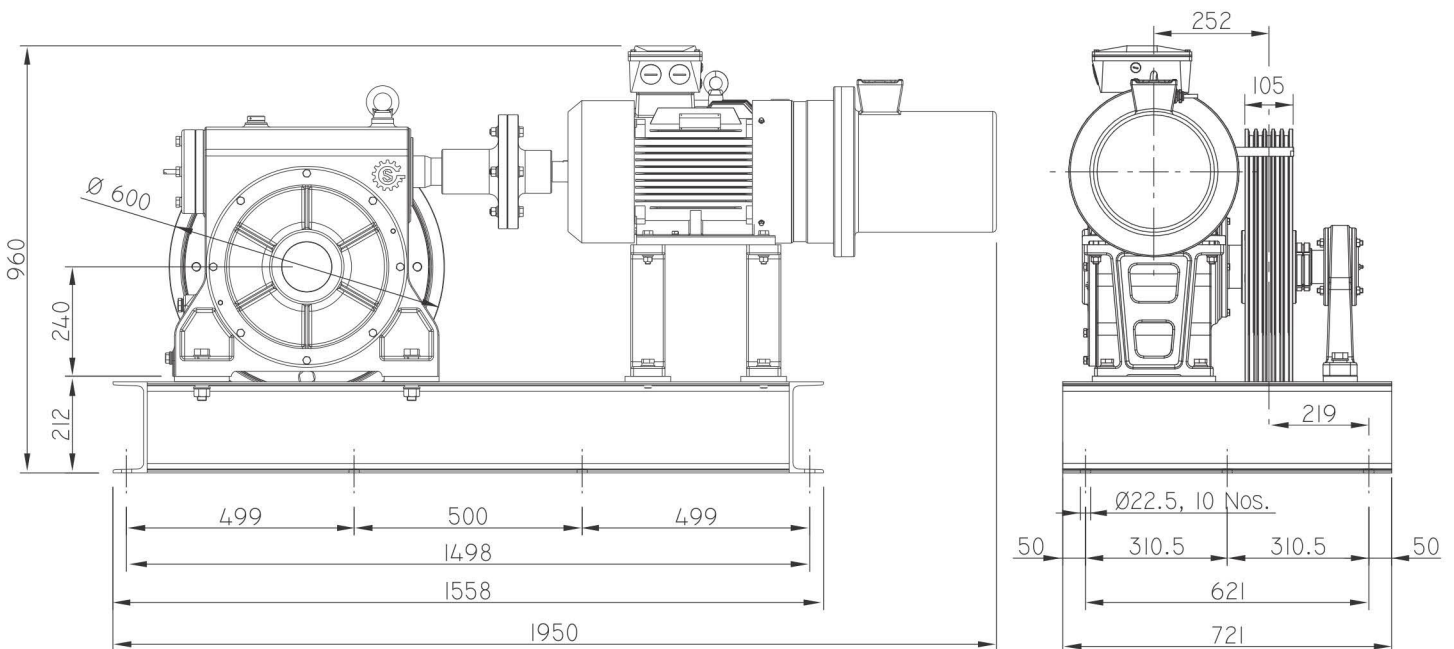
GEARED

TRACTION MACHINE

tusker
Flame Proof

Roping 2:1 | Travelling : 15 mtr

Machine	Duty Load	Async. Speed	Gear Ratio	Motor Detail		RPM (Async.)	Rated Current (A)	Sheave Specification Sheave Dia X Rope Dia X No. of Groove	Max. Allow Weight (Car + Car Frame + Operator)
	(Kg)	(m/sec)		(kw)	(HP)				(Kg)
TUSKER	2500	0.5	1/46	14.5	20.0	1455	31.0	Ø600 X 13mm X 5 Grv	1500
	3000	0.5	1/46	14.5	20.0	1455	31.0	Ø600 X 13mm X 5 Grv	2000





SERVICE OVERVIEW



Better Service for
Satisfied Customers

As we say 'Elevating the Experience' we follow the same motto to provide service to all our OEM Partners. We are there 24 X 7 for all our partners.



FAST SERVICE



RELIABILITY



SAFETY



SERVICE



Technical Support by Well Built
Service Network



25 Global Presence Countries



Social Responsibility

“ ESG pillars help sustain the ability of businesses to maintain resources, capitals, relationships; also manage their impact and dependencies on the ecosystem, over the long term. ”





7,500. Sq. Mt. Largest Factory
In Kathwada - Ahmedabad





SCAN ME




552, 'A' Road, Cross Road-12,
G.I.D.C. Kathwada,
Ahmedabad-382430.
Gujarat, India.


+ 91 79 2290 1711,12,14, 15.


info@sharpengineers.com
sales@sharpengineers.com


www.sharpengineers.com

Follow Us

