


CAULDRON SERIES

| Geared Traction Machine |

CAULDRON[®]-165N



Static Load (kg)
5000



Gear Ratio
1/46



Oil Capacity (Ltr)
6.0




Brake Voltage (DC)
110V, 220V



Weight of Machine (kg)
520*

* Weight of machine is varies according to selection of sheave, Motor.



Geared Traction Machine

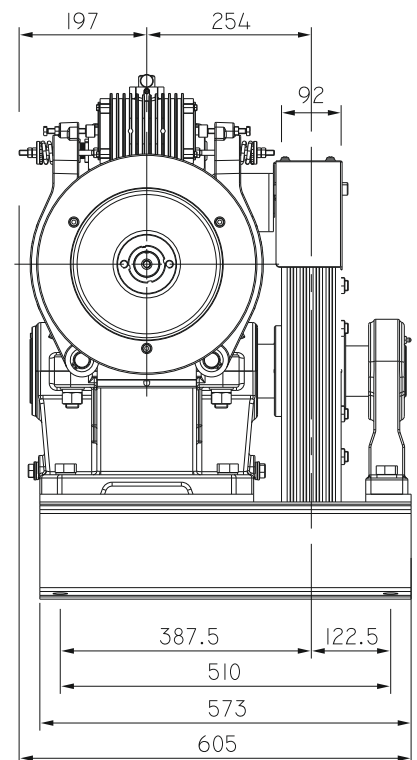
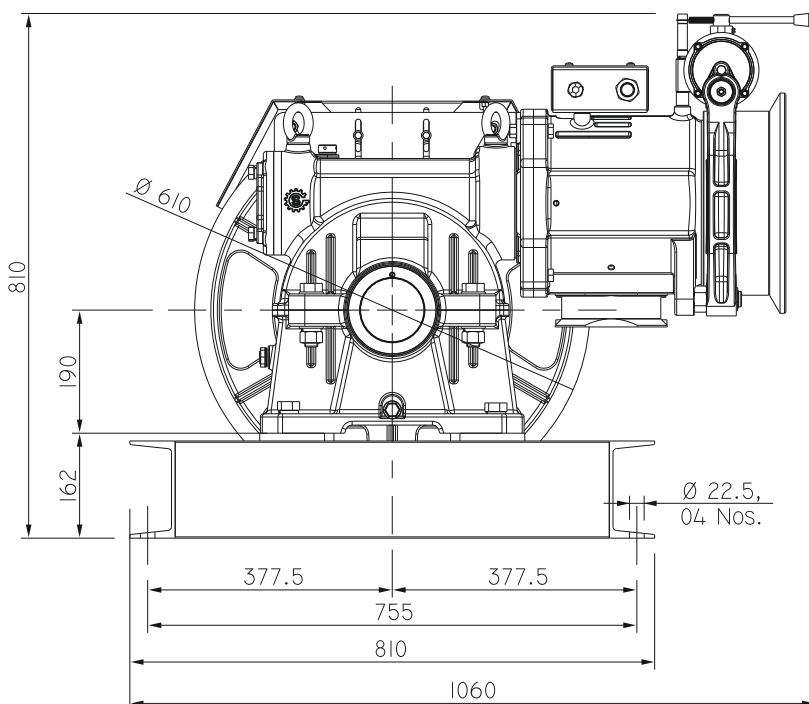


Listed loads don't include the rope's weight.
In order to know the net loads capacity, subtract rope's weight from the listed loads.

Position of the gearbox Up
Counter weight 50%
Plant efficiency 0.80

Machine	Duty Load		Roping	Async. Speed (m/sec)	Ratio	Motor Detail		RPM (Async.)	Rated Current (A)	Sheave Specification Sheave Dia x Rope Dia. X No. of Groove
	Person	Kg				(kw)	(HP)			
CAL - 165N	16	1088	1:1	1.00	1/46	11.0	15.0	1440	22.0	Ø 610 X 13mm X 4 Grv.
	2000		2:1	0.50	1/46	11.0	15.0	1440	22.0	Ø 610 X 13mm X 4 Grv.

Kindly contact us for various speed and load combination



(All dimensions are in mm)