


SEG SERIES

Gearless Traction Machine

SEG-10S



Voltage
400 V



Suspension
2:1



Brake
110 VDC




Max. Static Load
3400 Kg



Weight of Machine (kg)
139*

* Weight of machine is varies according to selection of sheave, Motor & Drive system.



Gearless Traction Machine

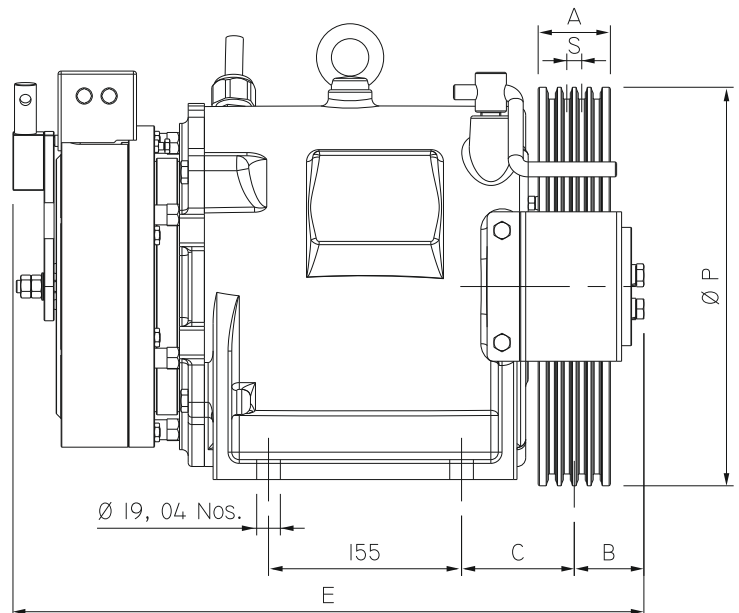
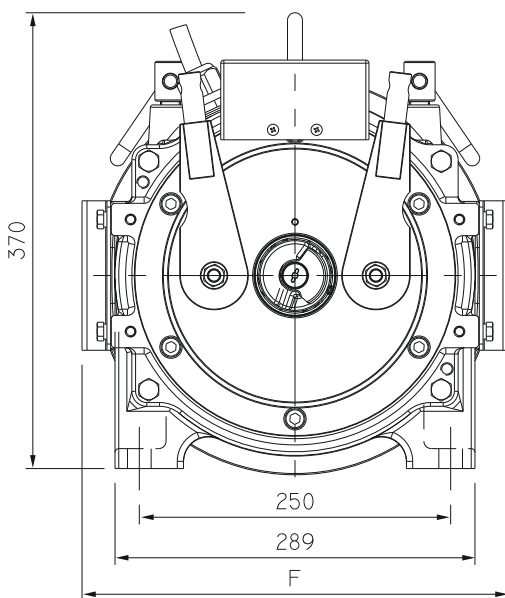
SEG-10S

Specification	Load (kg)	Lift Speed (m/s)	Height (m)	Sheave Dia (mm)	No. of Groove X Rope Dia	Current (A)	Toque (Nm)	Rated Speed (rpm)	Frequency (Hz)	Power (kW)	Pole	Rating	INS Class.	IP Code
S10S-5P1A0	340	1.00	≤ 60	Ø240	5 X Ø6.5	6.0	135	159	26.5	2.2	20	S5 (40%)	F Class	IP-40
S10S-5P1A5		1.50			5 X Ø6.5	7.5	135	239	39.8	3.3				
S10S-6P1A0	408	1.00	≤ 60	Ø240	5 X Ø6.5	7.0	165	159	26.5	2.7	20	S5 (40%)	F Class	IP-40
S10S-6P1A5		1.50			5 X Ø6.5	9.0	165	239	39.8	4.0				
S10S-8P1A0	544	1.00	≤ 60	Ø240	6 X Ø6.5	9.0	220	159	26.5	3.5	20	S5 (40%)	F Class	IP-40
S10S-8P1A5		1.50			6 X Ø6.5	12.0	220	239	39.8	5.3				
S10S-5P1B0	340	1.00	≤ 60	Ø320	4 X Ø8.0	6.0	200	119	19.9	2.5	20	S5 (40%)	F Class	IP-40
S10S-5P1B5		1.50			4 X Ø8.0	8.5	200	179	29.8	3.7				
S10S-6P1B0	408	1.00	≤ 60	Ø320	4 X Ø8.0	7.0	230	119	19.9	3.0	20	S5 (40%)	F Class	IP-40
S10S-6P1B5		1.50			4 X Ø8.0	9.5	230	179	29.8	4.3				
S10S-6P1B75		1.75			5 X Ø8.0	12.5	230	209	34.8	5.2				

Kindly contact us for various speed and load combination

ØP	A	B	C	N X ØD	E	F	S
Ø240	64	53	93.5	5 X Ø6.5	510	320	11
Ø240	97	59	110	6 X Ø6.5	530	320	11

ØP	A	B	C	N X ØD	E	F	S
Ø320	58	56	90.5	4 X Ø8	510	345	12
Ø320	70	50	96.5	5 X Ø8	510	345	12



(All dimensions are in mm)