


SEG SERIES

Gearless Traction Machine

SEG-45S



Voltage
400 V



Suspension
2:1



Brake
110 VDC




Max. Static Load
4800 Kg



Weight of Machine (kg)
265*

* Weight of machine is varies according to selection of sheave, Motor & Drive system.



Gearless Traction Machine

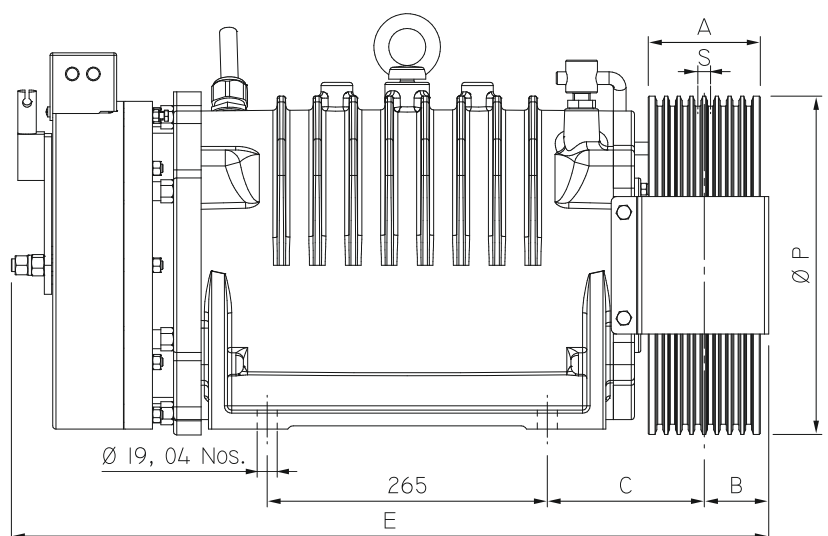
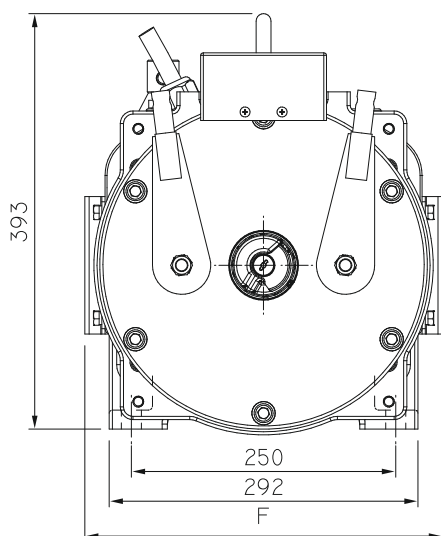
SEG-45S

| Specification | Load (kg) | Lift Speed (m/s) | Height (m) | Sheave Dia (mm) | No. of Groove X Rope Dia | Current (A) | Toque (Nm) | Rated Speed (rpm) | Frequency (Hz) | Power (kW) | Pole | Rating | INS Class. | IP Code |
|----------------|-----------|------------------|------------|-----------------|--------------------------|-------------|------------|-------------------|----------------|------------|------|----------|------------|---------|
| S45S-1600P1A0 | 1600 | 1.00 | ≤ 80 | Ø240 | 12 x Ø6.5 | 26.0 | 645 | 159 | 26.5 | 10.7 | 20 | S5 (40%) | F Class | IP-40 |
| S45S-1600P1A5 | | 1.50 | | | 12 x Ø6.5 | 32.0 | 645 | 239 | 39.8 | 16.1 | | | | |
| S45S-1600P1A75 | | 1.75 | | | 12 x Ø6.5 | 37.0 | 645 | 279 | 46.4 | 18.8 | | | | |
| S45S-1360P1B0 | 1360 | 1.00 | ≤ 80 | Ø320 | 8 x Ø8.0 | 24.5 | 730 | 119 | 19.9 | 9.1 | 20 | S5 (40%) | F Class | IP-40 |
| S45S-1360P1B5 | | 1.50 | | | 8 x Ø8.0 | 29.0 | 730 | 179 | 29.8 | 13.7 | | | | |
| S45S-1360P1B75 | | 1.75 | | | 8 x Ø8.0 | 31.0 | 730 | 209 | 34.8 | 16.0 | | | | |

Kindly contact us for various speed and load combination

| ØP | A | B | C | N X ØD | E | F | S |
|------|-----|------|-----|------------|-----|-----|----|
| Ø240 | 141 | 78.5 | 166 | 12 X Ø 6.5 | 750 | 324 | 11 |

| ØP | A | B | C | N X ØD | E | F | S |
|------|-----|----|-------|---------|-----|-----|----|
| Ø320 | 106 | 61 | 148.5 | 8 X Ø 8 | 720 | 338 | 12 |



(All dimensions are in mm)